I/O BOARD

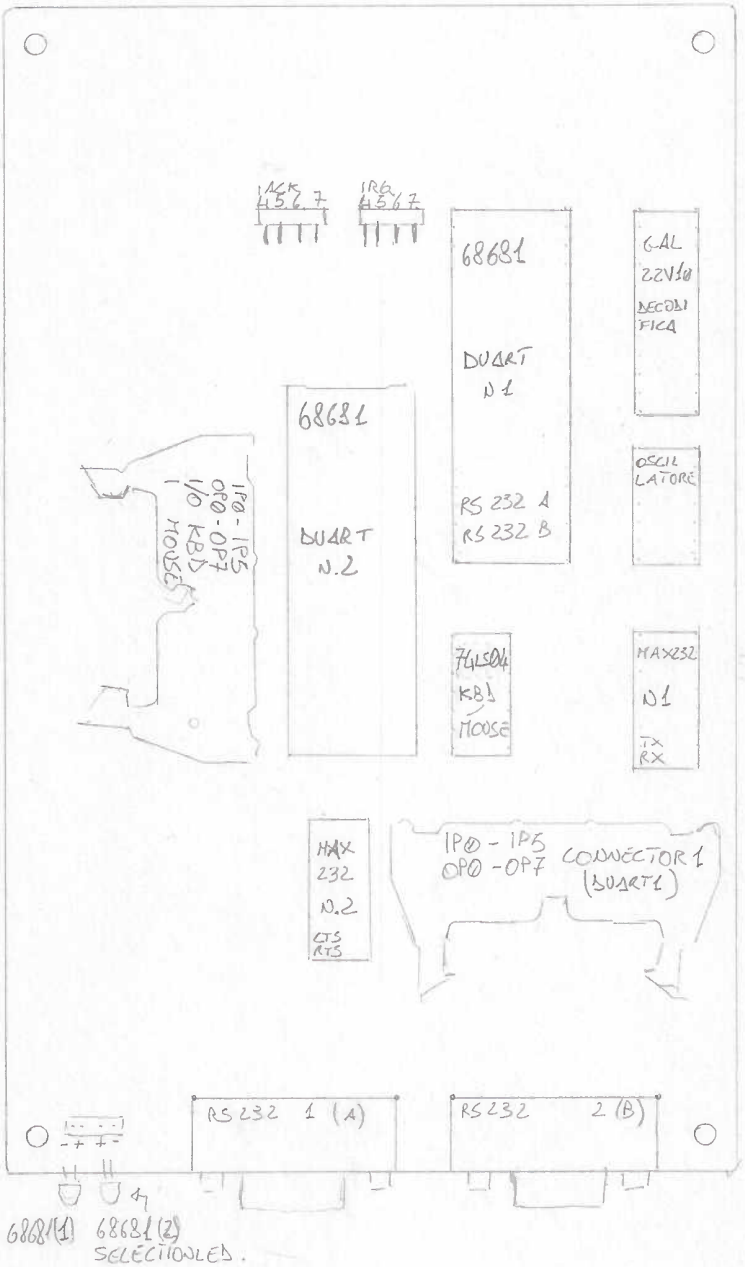
IACK
4 5 6 7
IRQ
4 5 6 7
68681
DUART
N 1
RS 232 A
RS 232 B
GAL
22V10
DECODI
FICA
OSCIL
LATORE
68681
DUART
N.2
IP0 - IP5
OP0 - OP7
I/O KBD
MOUSE
74LS04
KBD
MOUSE
MAX232
N1
TX
RX
MAX
232
N.2
CTS
RTS
IP0 - IP5
OP0 - OP7
CONNECTOR 1
(DUART1)
RS 232 1 (A)
RS 232 2 (B)
68681(1)
68681(2)
SELECTIONLED.

I/O BOARD

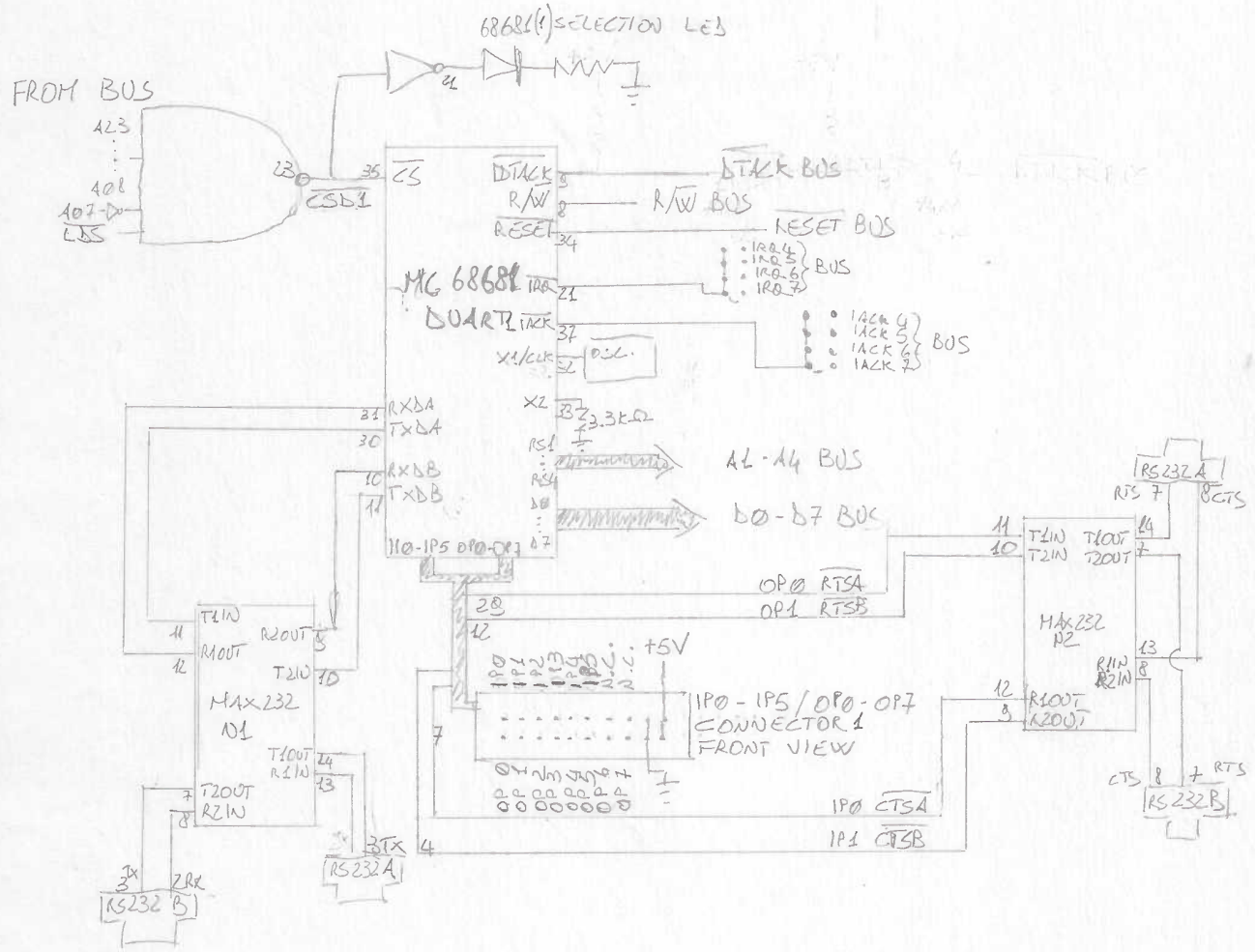

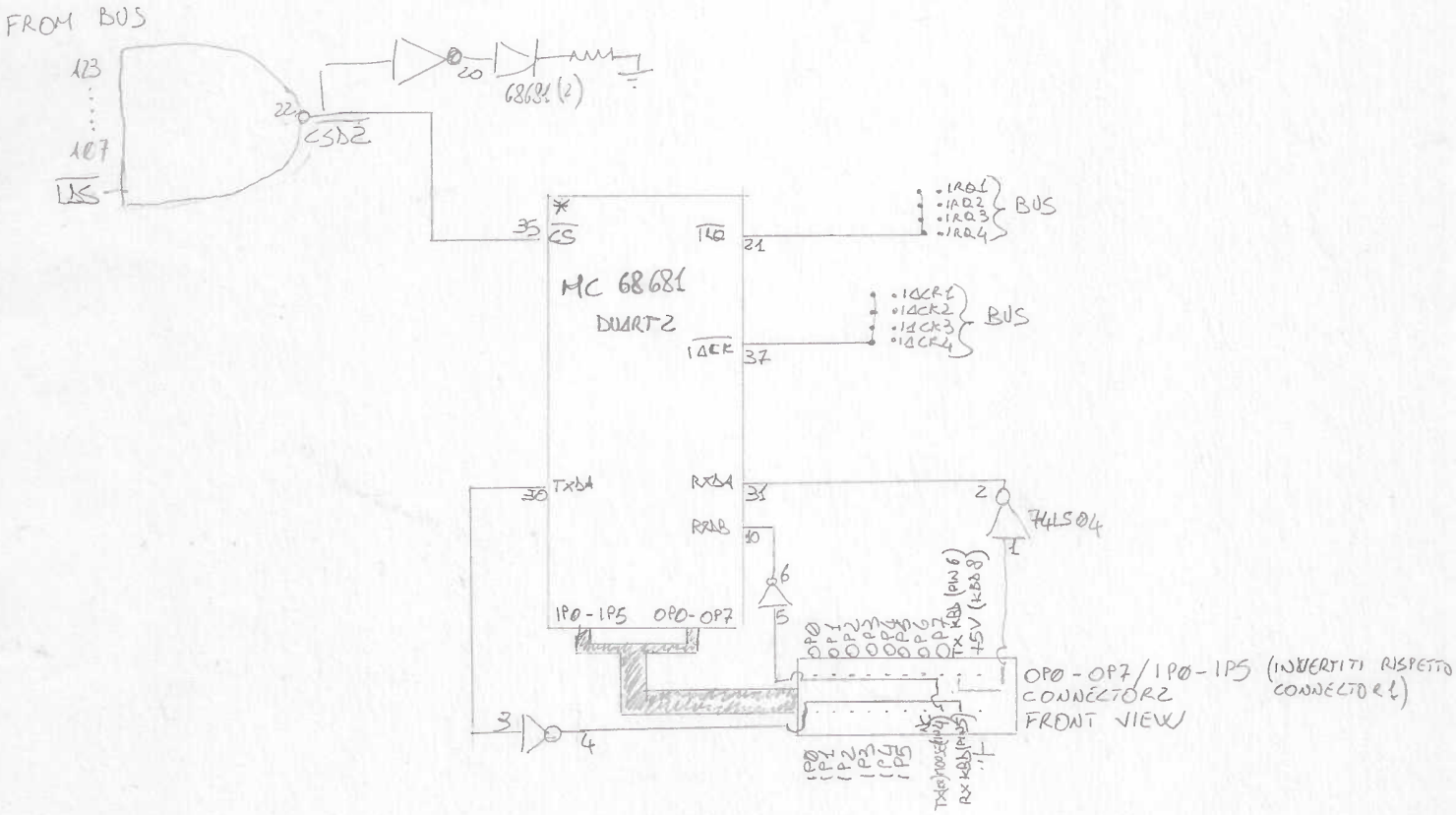

* N.B.
SI EVIDENZIANO SOLO LE DIFFERENZE RISPETTO A DUART1

PIN ASSIGNMENTS

40-LEAD DUAL-IN-LINE PACKAGE



44-LEAD PLASTIC LEADED CHIP CARRIER

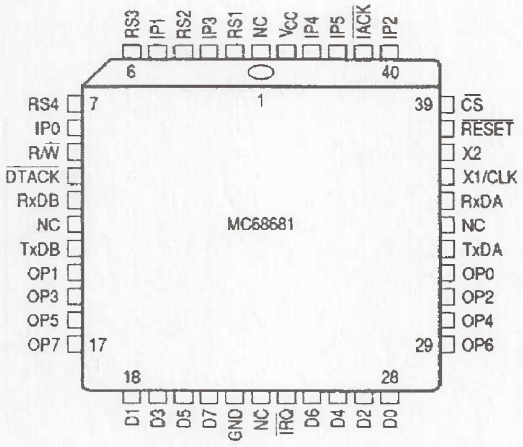

7

PIN	ROW A	ROW B	ROW C
1	D00	BBSY* VMA	D08
2	D01	BCLR* VMA	D09
3	D02	ACFAIL* E	D10
4	D03	BG0IN* BR	D11
5	D04	BG0OUT*	D12
6	D05	BG1IN* BG	D13
7	D06	BG1OUT*	D14
8	D07	BG2IN* BGACK	D15
9	GND	BG2OUT*	GND
10	SYSCLK	BG3IN*	SYSFAIL*
11	GND	BG3OUT*	BERR*
12	DS1* UDS	BR0* IACK1	SYSRESET*
13	DS0* LDS	BR1* IACK2	LWORD*
14	WRITE* R/W	BR2* IACK3	AM5 FC2
15	GND	BR3* IACK4	A23
16	DTACK*	AM0 IACK5	A22
17	GND	AM1 IACK6	A21
18	AS*	AM2 IACK7	A20
19	GND	AM3 FC0	A19
20	IACK*	GND	A18
21	IACKIN	SERCLK	A17
22	IACKOUT*	SERDAT	A16
23	AM4 FC1	GND	A15
24	A07	IRQ7*	A14
25	A06	IRQ6*	A13
26	A05	IRQ5*	A12
27	A04	IRQ4*	A11
28	A03	IRQ3*	A10
29	A02	IRQ2*	A09
30	A01	IRQ1*	A08
31	-12V	+5VSTDBY	+12V
32	+5V	+5V	+5V